



Year 5 ART (Autumn)



Mosaic - Printing

Key Vocabulary

inking up	directions	rotate	raised	peeling
texture	effect	block printing	scratched	pressure




Key Skills



- Inking up a block correctly and using a roller in different ways to make a variety of marks.
- Using the block printing process.
- Developing skills in block printing using different colours.
- Exploring designs based on Roman designs.

Things to Know

What is printing?	Making a print involves transferring an image from one surface to another.
What is a repeating print?	This printing process can result in repeated identical images over and over again
What are the different types of printing?	There are four main types of printmaking: relief, intaglio, lithography, and screen printing. Each colour in a print usually requires a separate stone, plate, block, or stencil.



A Roman mosaic is a mosaic made during the Roman period, throughout the Roman Republic and later Empire. Mosaics were used in a variety of private and public buildings, on both floors and walls,



Year 5 Art (Autumn) LOWRY and ARCHITECTURE



Key Vocabulary	Definition
industrial	designed or suitable for use in industry
urban	in or characteristic of a town or city
landscape	all the visible features of an area of land
architecture	the art or practice of designing and constructing buildings.


Laurence Stephen Lowry was born 1st November 1887.

Lowry died on 23rd February 1976. He was aged 88 and was suffering from pneumonia.


Lowry was never a full-time artist: in his early twenties he took a job as a rent collector.

He became well known for his matchstick men and the landscapes in the area where he lived. He painted ordinary things – people going to work or to the football, a busy market and the factories in his area.

Lowry didn't only paint in the north of England; he also recoded landscapes in and around London.



He was a massive fan of Manchester City Football.



YEAR 5

Use the qualities of watercolour and acrylic paints to create visually interesting pieces.

- Sketch (lightly) before painting to combine line and colour.
- Create a colour palette based upon colours observed in the natural or built world.
- Combine colours, tones and tints to enhance the mood of a piece.
- Use brush techniques and the qualities of paint to create texture.
- Develop a personal style of painting, drawing upon ideas from other artists.

Lowry didn't only paint in the north of England; he also recoded landscapes in and around London.



Henri Rousseau used very simple pure colours.

He had very clear outlines.

He filled rainforest paintings with animals in the foreground and lush green plants in the background.

He painted leaves and grass piece by piece with clear outlines.

He often painted huge over-sized flowers

VOCABULARY

carve shape join pattern texture slip
plan design sculpt sculpture slab



Key Knowledge

Can plan and design a sculpture.

Can use tools and materials to carve, add shape, add texture and pattern.

Can develop cutting and joining skills, e.g. using slabs and slips.

